

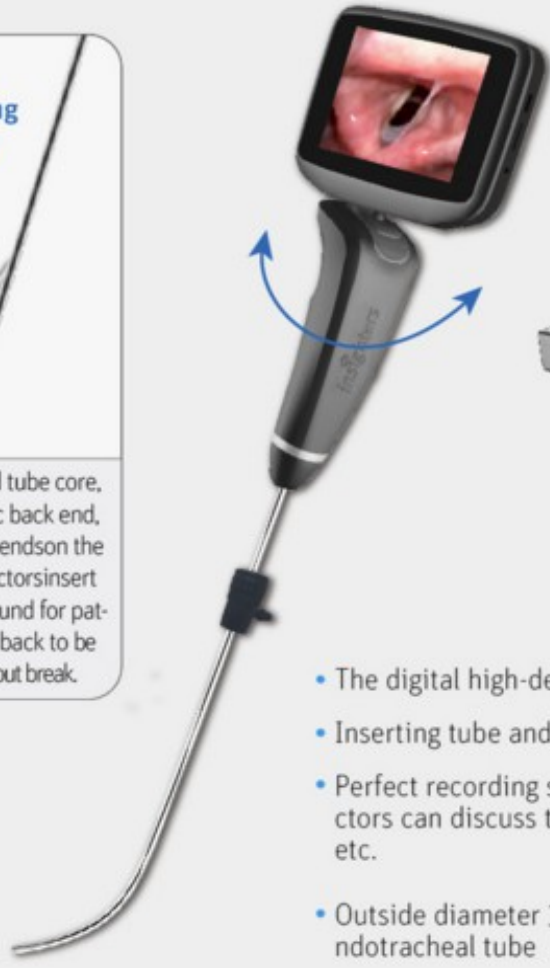
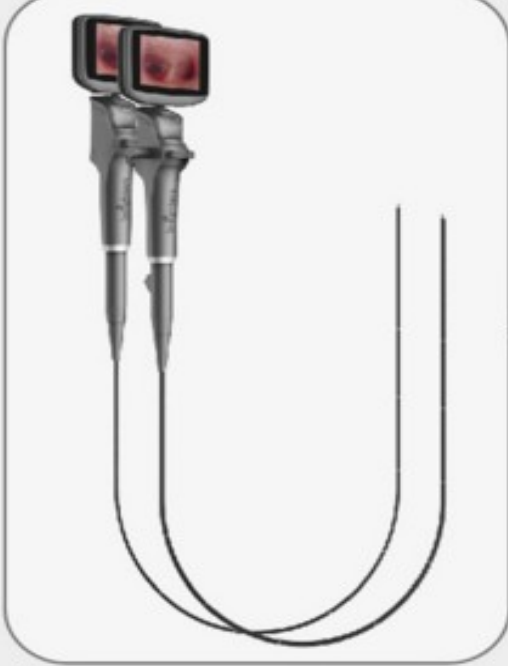


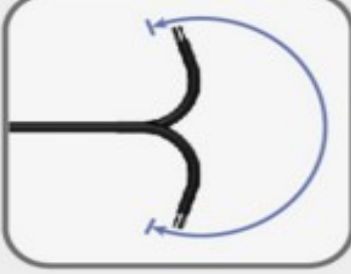



INSIGHTERS VIDEO LARINGOSKOPAI

Eil. Nr.	Aprašymas
1.	<p>Video laryngoscope</p> <div style="text-align: center;"> <h3 style="color: #0056b3;">insight iS3-L video laryngoscope</h3> <h4 style="color: #0056b3;">Innovation technology</h4>  <ul style="list-style-type: none"> — Omnipotent handle — Digital high-definition — Multimedia sharing function — Smart real-time Anti-fog — Smart touch operation — Scenes setting function — Instant anti-fog — Effective self-study function — Seamless compatible <p style="color: #0056b3;">iS3-L leads the third generation video laryngoscope</p> </div>
2.	<p>Video rigid laryngoscope</p> <div style="text-align: center;"> <h3 style="color: #0056b3;">insight iS3-R video rigid laryngoscope</h3> <div style="display: flex; justify-content: space-between;"> <div style="width: 30%;"> <p style="color: #0056b3;">Insight shaping technology</p>  <p>Pioneer of semi-rigid tube core, soft front end, elastic back end, optionally shape depends on the need of patients, doctors insert tube easily, small wound for patients, tube core will back to be original shape without break.</p> </div> <div style="width: 60%;">  <ul style="list-style-type: none"> • The digital high-definition, unprecedented image quality • Inserting tube and oxygen input simultaneously • Perfect recording system and sharing function which doctors can discuss the results by recording videos, images etc. • Outside diameter 3.8mm, adaptable above ID 4.0 mm endotracheal tube </div> </div> </div>
3.	<p>Video flexible laryngoscope</p> <div style="text-align: center;"> <h3 style="color: #0056b3;">insight iS3-C/F video flexible laryngoscope</h3> <div style="display: flex; justify-content: space-between;"> <div style="width: 45%;">  </div> <div style="width: 50%;"> <ol style="list-style-type: none"> 1 The digital high-definition, unprecedented image quality 2 Excellent operating handle feel and reliability 3 Small outside diameter 3.6/5.2/5.8 mm, large channel 2.2/2.6mm, simply operate, widely usage. 4 Perfect recording system and sharing function which doctors can discuss the results by recording videos, images etc. 5 Get rid of the high cost, difficulty operation and delicate of fiberbronchoscopy </div> </div> <div style="display: flex; justify-content: space-around; margin-top: 10px;"> <div style="text-align: center;">  <p style="color: #0056b3; font-size: small;">Small outside diameter, large channel</p> </div> <div style="text-align: center;">  <p style="color: #0056b3; font-size: small;">Anti-abrasion and anti-break insert tube</p> </div> <div style="text-align: center;">  <p style="color: #0056b3; font-size: small;">Flexible angle adjustment</p> </div> </div> </div>
4.	<p>Insighters Air-way Cowry</p> <div style="text-align: center;"> <p style="color: #0056b3;">Seamless compatible</p> <p style="color: #0056b3;">Concise and powerful</p>  </div> <p>In the face of many difficulties and challenges in the patient's airway management, doctors need reliable, efficient, and simple airway management tools. Thinking of the deficiency of existing airway management tools, our R & D team, closely cooperating with many doctors, after a few years, achieved a number of technological breakthroughs and obtained a number of patents: Insight Digital micro imaging system enable the doctor to easily get an unprecedented clear vision. Insight Digital imaging compatible system make the various airway management tools become a truly global "airway management system", which allows doctors to respond to almost all kinds of endotracheal intubation with only one set of equipment for the first time. Other technological breakthroughs, namely insight Slider, Shape memory, Timely antifog, enable the operation of intubation easier than ever before, so that patients' safety has been further guaranteed.</p>